



# The Glaro Value Series

The Glaro Value Series Units are the next generation for recycling management. It is the largest, most diversified line of recycling receptacles that offer an extensive selection of sizes, finishes, openings and silk screened messages. Trash bags fit snugly under the lid and are completely covered by the body. These units are constructed of fire-safe metal and engineered for durability and environmental sustainability. Mix and match Value Series units to create your own recycling station.

*The Bulk Discount Waste Container Experts*

Call us for Quantity Discounts and Custom Designs!

800.664.5340 

RecycleAway.com | TrashcansWarehouse.com

## Features

- Indoor/outdoor all weather finishes
- 27 designer colors and 2 metal finishes
- All metal fire safe construction
- Screen printed messages and symbols
- Custom printing available, customize with your logo!
- Manufactured in the USA
- Composed of 30% to 100% recycled material and are 100% post-consumer recyclable

### STANDARD COLORS



### DESIGNER COLORS - TEXTURED



### METAL FINISHES



*Color chip samples available upon request*


**The Bulk Discount Waste Container Experts**

Call us for Quantity Discounts and Custom Designs!


800.664.5340

RecycleAway.com | TrashcansWarehouse.com


## Round Lids and Dimensions




Part #	Diameter (In.)	Height (In.)	Capacity (Gal.)	Weight (lbs.)	Lid Opening Dimensions	Liner Part # (Sold Separately)	Recommended poly bags (Sold Separately)
M-1242	12	30	15	12	2.5" x 9.5": slot w/ 5.5" dia center hole	PLC12 SLC12	LB12
M-1542	15	30	23	15	2" x 12": slot w/ 5.5" dia center hole	PLC15 SLC15	LB15
M-2042	20	30	41	28	2" x 12": slot w/ 5.5" dia center hole	PLC20 SLC20	LB20



Part #	Diameter (In.)	Height (In.)	Capacity (Gal.)	Weight (lbs.)	Lid Opening Dimensions	Liner Part # (Sold Separately)	Recommended poly bags (Sold Separately)
W-1242	12	30	15	12	7" diameter hole	PLC12 SLC12	LB12
W-1542	15	30	23	15	9" diameter hole	PLC15 SLC15	LB15
W-2042	20	30	41	28	14" diameter hole	PLC20 SLC20	LB20



Part #	Diameter (In.)	Height (In.)	Capacity (Gal.)	Weight (lbs.)	Lid Opening Dimensions	Liner Part # (Sold Separately)	Recommended poly bags (Sold Separately)
B-1242	12	30	15	12	5.5" diameter hole	PLC12 SLC12	LB12
B-1542	15	30	23	15	5.5" diameter hole	PLC15 SLC15	LB15
B-2042	20	30	41	28	5.5" diameter hole	PLC20 SLC20	LB20



Part #	Diameter (In.)	Height (In.)	Capacity (Gal.)	Weight (lbs.)	Lid Opening Dimensions	Liner Part # (Sold Separately)	Recommended poly bags (Sold Separately)
P-1242	12	30	15	12	2.5" x 9.5" slot	PLC12 SLC12	LB12
P-1542	15	30	23	15	2" x 12" slot	PLC15 SLC15	LB15
P-2042	20	30	41	28	2" x 12" slot	PLC20 SLC20	LB20


**The Bulk Discount Waste Container Experts**

Call us for Quantity Discounts and Custom Designs!

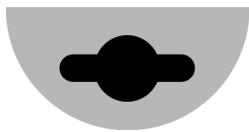
**800.664.5340**

RecycleAway.com | TrashcansWarehouse.com

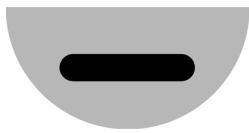
## Half-Round Lids and Dimensions



Part #	Height (In.)	Width (In.)	Depth (In.)	Capacity (Gal.)	Weight (lbs.)	Lid Opening Dimensions	Liner Part # (Sold Separately)	Recommended poly bags (Sold Separately)
B1899	30	18	9	16	24	4 7/8" dia hole	PLC18 SLC18	LB15



Part #	Height (In.)	Width (In.)	Depth (In.)	Capacity (Gal.)	Weight (lbs.)	Lid Opening Dimensions	Liner Part # (Sold Separately)	Recommended poly bags (Sold Separately)
M1899	30	18	9	16	24	4 7/8" dia hole 2 1/2" x 9 1/2" slot	PLC18 SLC18	LB15



Part #	Height (In.)	Width (In.)	Depth (In.)	Capacity (Gal.)	Weight (lbs.)	Lid Opening Dimensions	Liner Part # (Sold Separately)	Recommended poly bags (Sold Separately)
P1899	30	18	9	16	24	2 1/2" x 9 1/2" slot	PLC18 SLC18	LB15



Part #	Height (In.)	Width (In.)	Depth (In.)	Capacity (Gal.)	Weight (lbs.)	Lid Opening Dimensions	Liner Part # (Sold Separately)	Recommended poly bags (Sold Separately)
T1899	30	18	9	16	24	5 1/2" x 12"	PLC18 SLC18	LB15



Part #	Height (In.)	Width (In.)	Depth (In.)	Capacity (Gal.)	Weight (lbs.)	Lid Opening Dimensions	Liner Part # (Sold Separately)	Recommended poly bags (Sold Separately)
W1899	30	18	9	16	24	5 1/2" dia hole	PLC18 SLC18	LB15